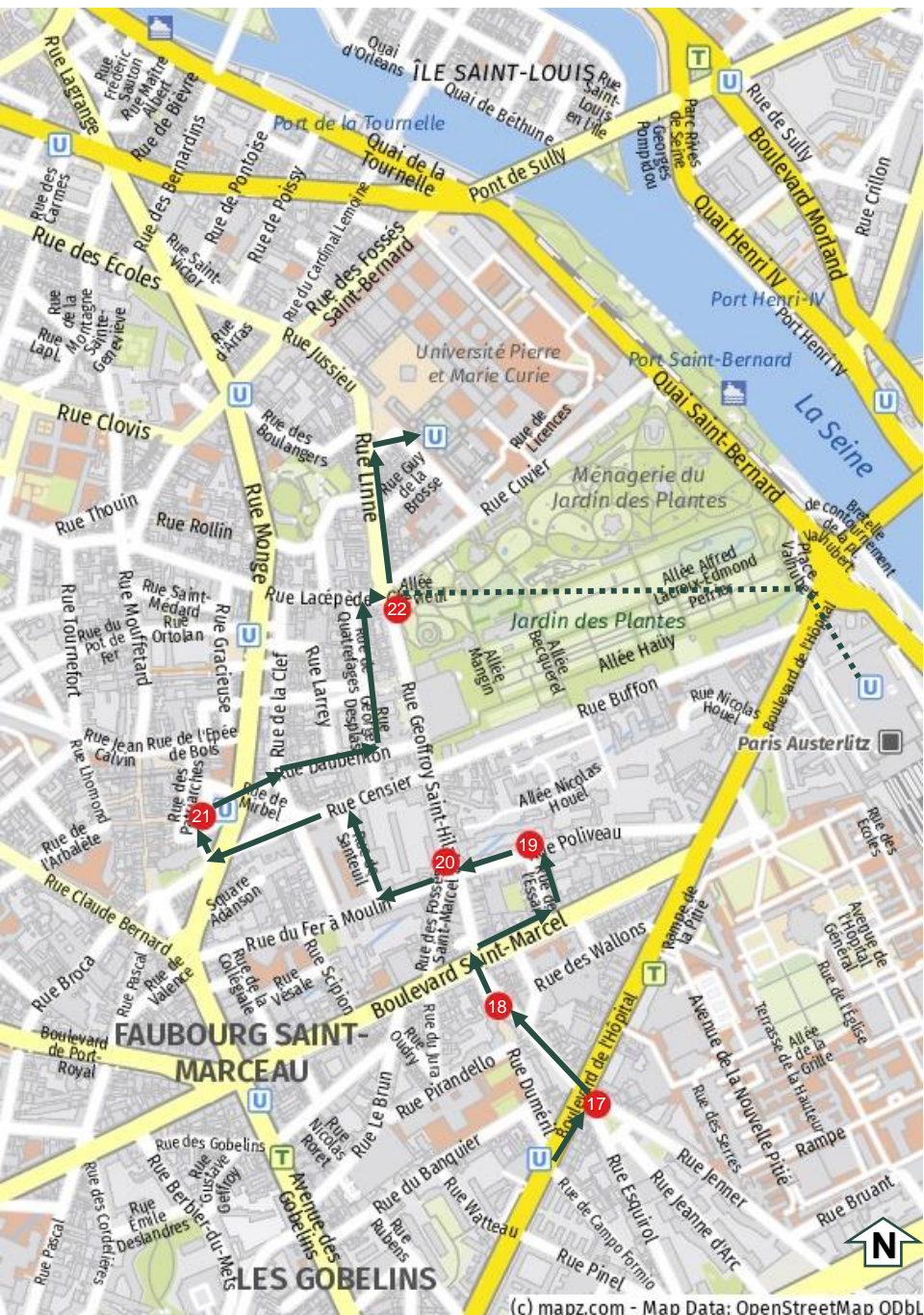



WALK 4 | Jardin des Plantes

Start – Metro Station, Campo Formio, Line 5

Approximate Length: 2.3 km, Option 2.8 km




 = Underground Metro Station

----- = Optional Route

After exiting the Metro station, head north toward the river on Boulevard de l'Hôpital. In a short distance, on your right where Rue Jeanne D'Arc intersects the boulevard, you will be at Place Louis Armstrong. Here is a Wallace Fountain.

Fountain 17
Place Louis Armstrong, 13th Arr.



This fountain stands at Place Louis Armstrong at one end of a lovely, small public park that has a garden with flower beds, walkways and sitting areas. The Place is on a rise. Looking down the hill one way, you can see the dome of the **Panthéon**. Look the opposite way and you will see the very tall steeple of the church **Notre Dame de la Gare**.

Now, cross Boulevard de l'Hôpital and proceed on Rue Jeanne D'Arc. Just before you arrive at Boulevard Saint Marcel, you will find another Wallace Fountain.

Fountain 18

178 Rue Jeanne D'Arc at Boulevard St. Marcel, 13th Arr.



You could easily miss this fountain by concentrating on the wonderful **statue of Jeanne d'Arc** on a pedestal standing by Boulevard Saint Marcel. If you were walking along the

boulevard you might be distracted and pass the fountain without notice. But coming from the little street, Rue Jeanne D'Arc, the fountain is easy to see positioned on a small public space just before the boulevard.

Pass the statue of Jeanne d'Arc and cross Boulevard Saint-Marcel. Turn right and follow the boulevard to Rue de l'Essai. Turn left on Rue de l'Essai and proceed to where it meets Rue Poliveau. There you will find a Wallace Fountain on the north side of Rue Poliveau.



Fountain 19

36 Rue Poliveau, 5th Arr.



The fountain is in a residential area. It stands in a niche off the sidewalk on Rue Poliveau, right in front of a fenced entryway to a multi-building property. It is very visible and easy to find.

Next, continue west along Rue Poliveau to the intersection of several streets. There you will discover another Wallace Fountain in a little public space on your right side.

Fountain 20

17 Rue Geoffroy Saint-Hilarie and Rue Poliveau, 5th Arr.

This fountain can be found on a small space that often serves as a parking lot for motorcycles. The intersection is surrounded by shops, cafes and business establishments.



Proceed on Rue du Fer à Moulin a short way to Rue Santeuil, passing through a very pleasant residential area. Turn right onto Rue Santeuil. Walk along the street next to the **Faculté de Lettres et Sciences Humain** buildings until you reach Rue Censier. Turn left and proceed on Censier, going through the intersection veering to the left, and continue to follow it to Rue de Candolle. Take a right on Rue de Candolle. You will pass behind the historic church Saint-Médard and find yourself at Place Halpern.

There you will discover another Wallace Fountain.

Fountain ²¹
22 Rue des Patriarches, 5th Arr.



Place Bernard Halpern is a charming square in front of the Gymnase des Patriarches. It is not far from the very old church, **Saint-Médard**, whose bell tower also has an ancient clock.

Option: Saint-Medard Church faces the lively Rue Mouffetard, but is little known to tourists, even though it contains a wealth of architectural and artistic features and has a long and interesting history. It is worth a visit if you have time.



From Place Halpern, take Rue Daubenton veering to the left as you cross Rue Monge. Proceed to Rue Georges Desplas and turn left. As you walk along Desplas, notice the architecture and design of the **Mosquée de Paris**. The mosque, the largest in France, was built in 1926 and its minaret is 33 meters high. It was a token of appreciation to the more than 100,000 Muslims from French colonies who died fighting the Germans in World War I.




Proceed down the street until you reach Rue Lacépède. Turn right and when you get to Rue Geoffroy Saint-Hilaire, you will be at the entrance to the **Jardin des Plantes**.

On the stone wall by the Jardin entrance is the only wall applied Wallace Fountain left in Paris. The fountain was recently restored and

dispenses water to the thirsty as they pass by the outside wall of the massive botanical garden.

Fountain 22

Facing 59 Rue Geoffroy Saint-Hilaire, 5th Arr.



This restored wall fountain is the only remaining example of the ten original wall fountain models commissioned by Sir Richard Wallace and placed throughout the city beginning in 1872.

Options: There are two options to end this walk. Either cross the street and proceed on Rue Linné to Place Jussieu and a Metro station or enter the Jardin and wander the beautiful grounds to the exit at the opposite end. At the exit, go right to the Metro station at Gare d’Austerlitz.



A walk in the Jardin is recommended, as this botanical garden, with its Natural History Museum, plant conservatory, small menagerie and frequently changed plantings, is always interesting and beautiful any time of year. Also, there are plenty of benches on which to sit and rest.

End - Option One Metro Station, Jussieu, Lines 7, 10

End – Option Two Metro Station, Gare d’Austerlitz, Lines 5,10 and RER C

Post a comment about **Walk 4** and share a discovery or selfie on your social media.

Take the Challenge to find all the fountains and automatically become a Friend of the Fountains. Document the time and date you found each fountain on the **Chart** available to download from the website.

In addition to dispensing water, these fountains continue to remind humans to be kind and generous to one another and to cooperate with others for the common good. That is what Sir Richard Wallace intended, and that is what we should do to thank him.

