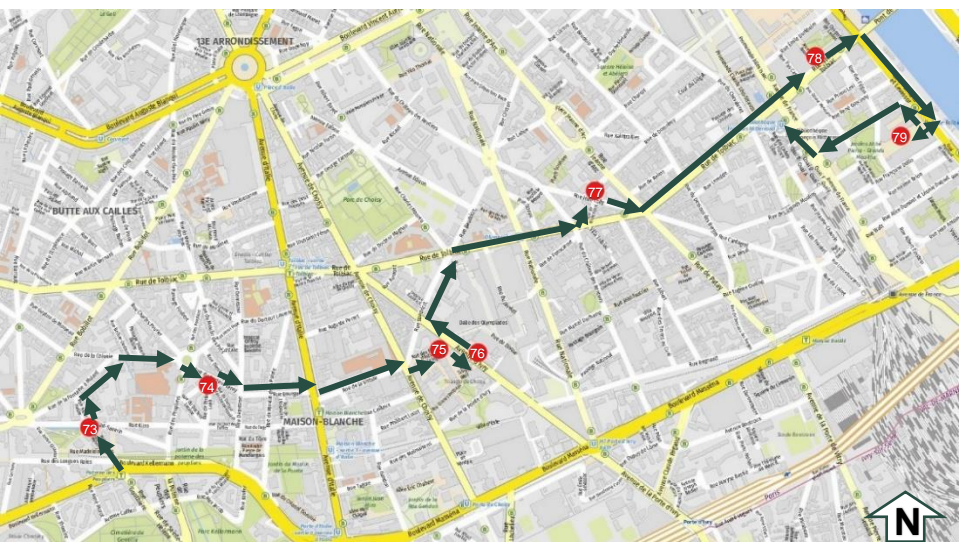



WALK 15 | Quartier Asiatique

Start – Tram Station, Poterne des Peupliers
Line T3a

Approximate Length: 5.4 km



 = Underground Metro Station

After leaving the tram stop, cross boulevard Kellermann going north. Cross rue des Longues Raies and take the ramp leading to a pedestrian plaza. A very striking, modern, steel cased building will be on your left. Follow along the building to Place Pierre Riboulet. Here you will find the first fountain of this walk. You can't miss it because it is two-tone blue.

Fountain 
Place Pierre Riboulet, 13th arr.



This fountain doesn't blend into the landscape, and perhaps it shouldn't because it is in a redeveloped contemporary part of Paris, with buildings of very modern design. Many will find the two-tone blue color of the fountain a little gaudy, but one can understand how its color gives the fountain a modern twist to help it fit into the trendy neighborhood.

From Place Pierre Riboulet, proceed north on Rue Albin Haller to Rue Fontaine à Mulard. Turn right on Mulard and follow this street to Rue de la Colonie. At Rue de la Colonie, turn right and proceed to Place de l'Abbe G. Henocque. Cross the Place and continue walking on Rue du Dr. Leray. In a few steps, you will be at Place Jean Delay and the next fountain.

Fountain 74

Place Jean Delay, 13th Arr.



The small place where this fountain stands is at the convergence of five streets in a very quiet neighborhood near a small private hospital. Old and new three-level town houses and

very livable apartment buildings grace the area. The older town houses have a special charm. Not far to the south is Boulevard Kellermann and the large **Parc Kellermann** on the other side of the boulevard.

Now proceed on Rue du Dr. Leray. Cross Rue Damesme and continue straight on Rue Bourgon. Cross Avenue d'Italie, turn south a few steps and immediately turn left on to Rue de la Vistule. Cross Avenue de Choisy and continue straight ahead on the pedestrian pathway, Rue des Frères d'Astier. On this pedestrian street at Place Albert Londres you will find a Wallace Fountain.

Fountain 75

9 Rue des Frères d'Astier de la Vigerie, 13th Arr.

This grand model fountain stands in a part of Paris known as the Asian Quarter.

This passageway has unusual charm because several ornamental cherry trees with dark purple



leaves grace the area and give it a different feeling from other parts of Paris where tall horse chestnut trees dominate. The trees are quite beautiful in the spring when they are covered with pink blossoms.

Continue on Rue des Frères d'Astier to Avenue d'Ivry. Cross the avenue and there you will find another fountain. You can't miss this one. It's painted bright red.

Fountain 76

66 Avenue d'Ivry at Passage Rue du Disque, 13th Arr.



This fountain is found in the heart of the Asian sector and placed at its current location in 2011 as part of the area's redevelopment. Most of the surrounding structures are occupied by Chinese, Thai and Vietnamese merchants and restaurateurs. Thus, it is not totally surprising to find the fountain painted red, as red is a lucky color for the Chinese. This fountain is easy to find.



Now, go north on Avenue d'Ivry a short distance and take the first right on to Rue Baudricourt. Continue walking along this street to Rue de Tolbiac, then take a right onto Tolbiac and proceed east toward the river. After about 450 meters you will find Rue de Richemont on the left or north side of Rue de Tolbiac. Turn left onto Richemont. After walking a short distance, you will encounter an open triangular space and another Wallace Fountain.

Fountain 77 **58 rue Domrémy, 13th Arr.**



This Wallace Fountain can be found tucked away on a quiet side street, well off the busy Rue de Tolbiac, and not visible from it. You must search it out or live in the neighborhood to know of its existence.

When searching for Wallace Fountains that are not highly visible, the moment of discovery always brings instant joy. The heart leaps up and the mind shouts, "Oh, there it is!" This fountain sits on an unusual base of raised cobblestone, which also makes it unique.

Backtrack on Rue Richemont to the broad end of the triangular space. Turn left on to Rue Jean Colly. It will take you back to Rue de Tolbiac. Proceed on Rue de Tolbiac toward the river for about 750 meters. At Square Georges Duhamel, where you can see the **Bibliothèque Nationale de France** in the background, you will find a pink Wallace Fountain.

Fountain 78 **4 Rue Anouilh at Garden Georges Duhamel, 13th Arr.**

This fountain is easy to find because it is painted a very bright pink and is one of the city's newest fountains. It was installed here in 2011 and painted pink to draw attention to the redeveloped area.



The fountain stands on a pedestrian walkway and is surrounded by modern office buildings and a green space with a children's play area. Wander up the tree lined walkway and you are at the National Library, **Bibliothèque Nationale de France**, named for former French president François Mitterrand.

This is a very new and modern part of Paris. Midrise office buildings provide space on the ground level for big, specialty stores catering to those looking for mass marketed goods. The bright color of the fountain seems symbolic of the area's commitment to a new, modern and young Paris designed for the future and the young adults who work and live in the city.

Back on Rue de Neuve Tolbiac, head toward the river and turn right onto Quai Panhard et Levassor. Continue walking east along the quai and just past Rue Thomas Mann you will come to **Esplanade Pierre Vidal-Naquet**. Enter the esplanade and in a short distance you will discover another brightly painted Wallace Fountain.

Fountain 79

10 Esplanade Pierre Vidal-Naquet, 13th Arr.

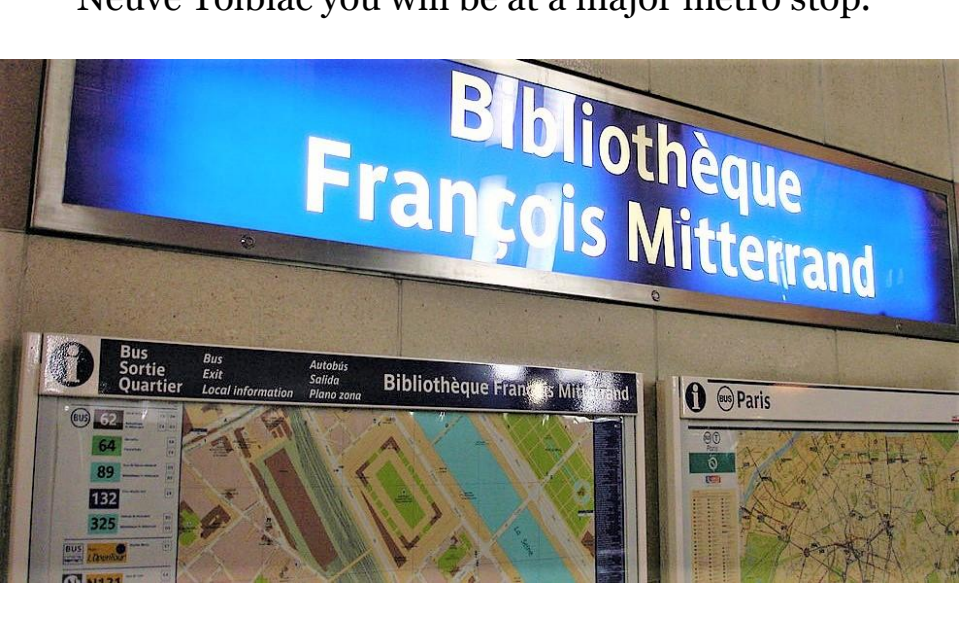


At the Université Paris-Diderot stands a Wallace Fountain on the campus mall. Also installed in 2011, this fountain is painted bright yellow and it is hard to miss. Had it been the standard green color,

one might overlook it while concentrating on the huge sculpture, *Monochrome for Paris* by Nancy Rubins, that exists in the center of the mall. The sculpture resembles a metal tree with leaves made from full-size aluminum canoes and fishing boats.



Now, go back to the Quai and head west or left. Turn left on Rue Thomas Mann. Follow this street a good distance to Avenue de France. Turn right and in a few short blocks, just before Rue Neuve Tolbiac you will be at a major metro stop.



End – Metro Station, Line 14, RER C
Bibliothèque François Mitterrand

Post a comment about **Walk 15** and share a discovery or selfie on your social media.

Take the Challenge to find all the fountains and automatically become a Friend of the Fountains. Document the time and date you found each fountain on the **Chart** available to download from the website.

In addition to dispensing water, these fountains continue to remind humans to be kind and generous to one another and to cooperate with others for the common good. That is what Sir Richard Wallace intended, and that is what we should do to thank him.